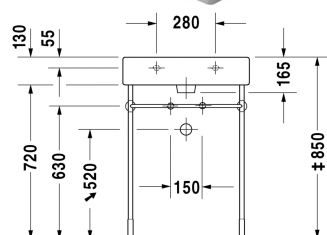
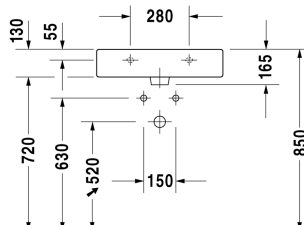
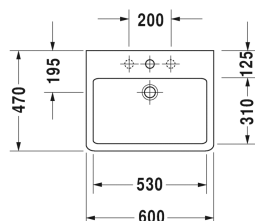


Vero Washbasin, furniture washbasin # 045460..00 / 045460..30 / 045460..41 / 045460..44 / 045460..60 / 045460..70

|< 600 mm >|



Washbasin, furniture washbasin	Dimension	Weight	Order number
with tap platform, underneath glazed, 600 mm			
Colors			
00 White Alpin 08 Black			
Variant			
● with overflow	600 x 470 mm	17.900 kilogram	045460..00
● ● ● with overflow	600 x 470 mm	17.900 kilogram	045460..30
● without overflow	600 x 470 mm	17.900 kilogram	045460..41
● ● ● with overflow	600 x 470 mm	17.900 kilogram	045460..44
☒ with overflow	600 x 470 mm	17.900 kilogram	045460..60
☒ without overflow	600 x 470 mm	17.900 kilogram	045460..70
Sanitary ceramics with the special WonderGliss surface finish will remain clean and attractive-looking for a long time to come. When ordering WonderGliss please add a "1" as eleventh digit to the model number.			
Accessory for ceramics			
Push-open waste for washbasins with overflow		0.400 kilogram	005052
Slotted waste for washbasins without overflow	75 mm	0.400 kilogram	005038
Accessory			
Towel rail square tube 14 mm, chrome, for washbasin # 045460, 235060	550 mm	0.500 kilogram	003037
Design Siphon		1.500 kilogram	005036

Vero Washbasin, furniture washbasin # 045460..00 / 045460..30 / 045460..41 / 045460..44 / 045460..60 / 045460..70

| < 600 mm > |

Suitable products			
Metal console height adjustable +50 mm, for washbasin # 045360, 045460, 235060,			003063
Vanity unit wall-mounted 1 drawer including compartment, compartment consists of glass dividers and box drawers (small/large), (not ground), for Vero # 045460, 550 x 445/363 mm	550 x 445/363 mm		F09554
Vanity unit wall-mounted 1 pull-out compartment, for Vero # 045460 (not ground), 550 x 440 mm	550 x 440 mm		KT6686
Vanity unit wall-mounted 2 drawers, upper drawer including cut-out for siphon and siphon cover, for Vero # 045460 (not ground), 550 x 440 mm	550 x 440 mm		KT6636
Vanity unit wall-mounted 2 drawers, for Vero # 045460 (not ground), 550 x 445 mm	550 x 445 mm		DL6324
Vanity unit wall-mounted 1 pull-out compartment, for Vero # 045460 (not ground), 550 x 445 mm	550 x 445 mm		DL6224
Vanity unit wall-mounted 1 pull-out compartment, compartment consists of glass dividers and 2 boxes (small/large), for Vero # 045360, # 045460 (not ground), 550 x 443 mm	550 x 443 mm		XL6044
Vanity unit wall-mounted 2 drawers, upper drawer including cut-out for siphon and siphon cover, for Vero # 045360, # 045460 (not ground), 550 x 443 mm	550 x 443 mm		XL6344
Vanity unit wall-mounted 1 opened compartment including towel rail, for Vero # 045460 (not ground), 550 x 431 mm	550 x 431 mm		VE6004
Vanity unit wall-mounted 1 pull-out compartment, pull-out compartment including cut-out for siphon and siphon cover, for Vero # 045460 (not ground), 550 x 431 mm	550 x 431 mm		VE6104
Vanity unit wall-mounted 2 drawers, upper drawer including cut-out for siphon and siphon cover, for Vero # 045460 (not ground), 550 x 431 mm	550 x 431 mm		VE6204

All drawings contain the necessary measurements which are subject to standard tolerances. They are stated in mm and are non-binding. Exact measurements, in particular for customised installation scenarios, can only be taken from the finished ceramic piece.